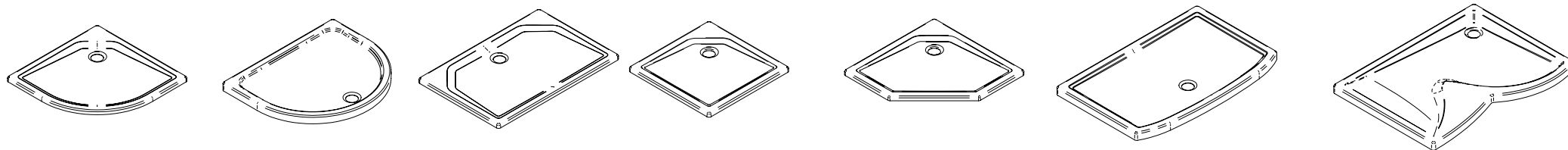


725

Stand 12.12.2005

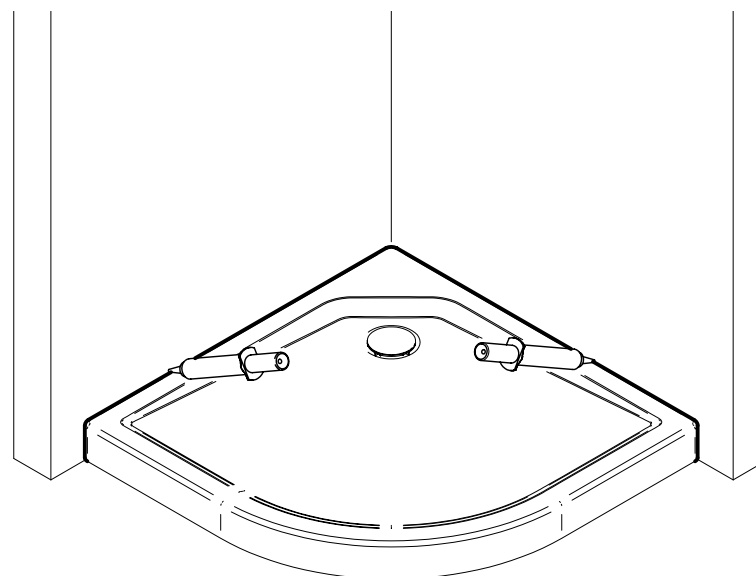
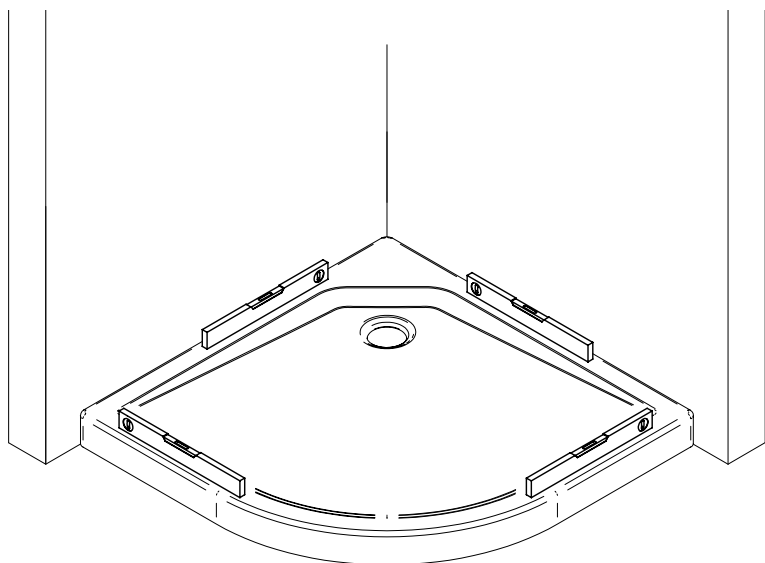
Installation of shower tray

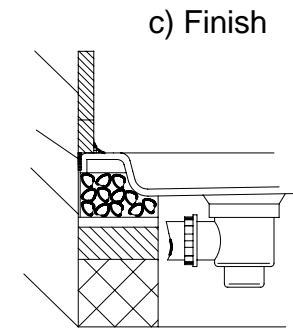
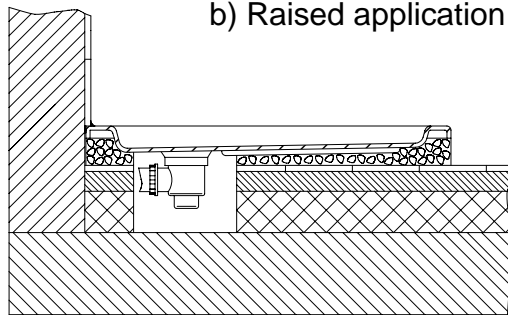
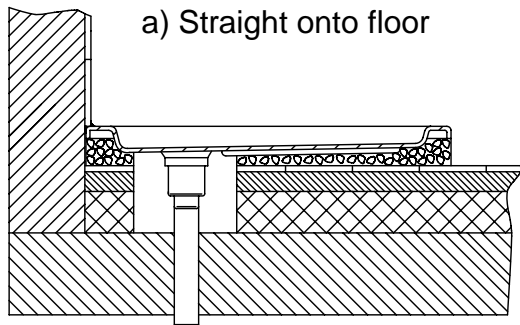


Dear Customer,

Thank you for buying our product. Please follow the hints and tips below to ensure optimal use.

1. Please check that there is no damage to the tray before installation. We cannot accept complaints about installed shower trays.
2. The shower tray must be pushed exactly into the corner and adjusted with a spirit level. The edge of the base must be absolutely level. Only tile in the shower tray to a maximum of 1 cm!
3. The gaps between the wall and the shower tray must be clean and completely sealed with silicon. No gaps or leaks must be left, otherwise water can flow behind the shower tray.
We can only accept liability for the product supplied and not for the installation and water mains connection.





Maintenance Tips

Our acrylic products are easy and effortless to clean. The smooth surface means soap residues have almost no chance to stick. Use normal retail cleaning products to keep the shower tray clean. If you prefer to use special bath or shower cleaners, please refer to the instructions for use. In very hard water areas, limestone deposits may form on the acrylic surface. These can be removed easily using a diluted solution of household vinegar. Always rinse the recommended cleaning products off with clean water.

Abrasive cleaning products are not suitable or recommended for cleaning the shower tray. These products can scuff the surface and lead to discolouring.

Many years of experience show that sanitary acrylic materials do not require special care, provided they are treated appropriately.

10 years guarantee under the following guarantee conditions:

Dear Customer,

we guarantee the product you have purchased for 10 years from the date of purchase. During this guarantee period, we will repair all product defects caused by manufacturer or material defects. It is within our discretion to decide whether to replace or repair defective products.

The guarantee does not include:

Damages due to inappropriate use (incorrect installation, breakage, use of force), incorrect or faulty care (cleaning), normal wear and tear and defects that do not significantly affect the value or usability of the product. We will not reimburse transport or other auxiliary expenses. This guarantee does not affect warranty claims against the seller arising from the purchase contract.

We reserve the right to make technical alterations.

Control Receipt

This product has been inspected for completeness and has had a quality check carried out by our inspection department.

Inspection number

If a justified reason for a complaint exists despite our checks (cf. notes in warranty pass) please forward the control receipt together with the completed order to:

Dusch-Infos
Service-Stelle

Fax: 0049(2933)902149

E-Mail: hotline@duschtec.de